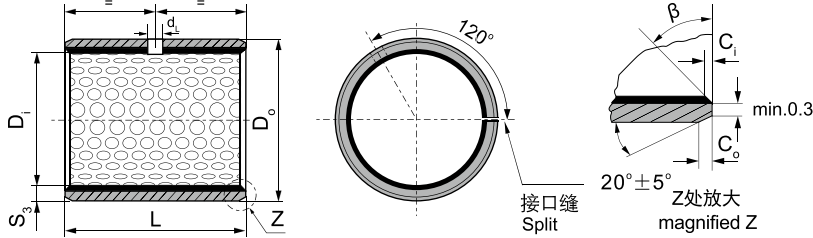




SF-20 轴承规格及公差

SF-20 Sleeve Bushing Specification & Tolerance



内外倒角 ID and OD chamfers

S_3	C_o	C_i	β	S_3	C_o	C_i	β
1.0	0.6 ± 0.3	0.30 ± 0.2	30° ± 5°	2.00	1.2 ± 0.4	0.50 ± 0.3	30° ± 5°
1.5	0.7 ± 0.3	0.50 ± 0.2	30° ± 5°	2.50	1.8 ± 0.6	0.80 ± 0.3	45° ± 5°

单位Unit: mm

轴径 Shaft D_s h8	座孔 Housing H7 D_H	(OD) 外径公差 Tolerance D_o	(ID)压装后 内孔公差 After fixed $D_{i,a}$	配合间隙 Clearance D_o	壁厚 Wall thick- ness S_3	油孔 Oil hole d_1	长度 L $^{0}_{-0.40}$													
							10	15	20	25	30	35	40	45	50	60				
10	-0.022	12 +0.018	12 +0.065 +0.030	10.108 10.040	0.130 0.040		1010	1015	1020											
12	-0.027	14 +0.018	14 +0.065 +0.030	12.108 12.040			1210	1215	1220											
14	-0.027	16 +0.018	16 +0.065 +0.030	14.108 14.040	0.135 0.040	0.980 0.955		1415	1420											
15	-0.027	17 +0.018	17 +0.065 +0.030	15.108 15.040		4		1515	1520	1525										
16	-0.027	18 +0.018	18 +0.065 +0.030	16.108 16.040				1615	1620	1625										
18	-0.027	20 +0.021	20 +0.075 +0.035	18.111 18.040	0.138 0.040			1815	1820	1825										
20	-0.033	23 +0.021	23 +0.075 +0.035	20.131 20.050				2015	2020	2025	2030									
22	-0.033	25 +0.021	25 +0.075 +0.035	22.131 22.050	0.164 0.050	1.475 1.445		2215	2220	2225	2230									
25	-0.033	28 +0.021	28 +0.075 +0.035	25.131 25.050				2515	2520	2525	2530									
28	-0.033	32 +0.025	32 +0.085 +0.045	28.155 28.060	0.188 0.060				2820	2825	2830									
30	-0.033	34 +0.025	34 +0.085 +0.045	30.155 30.060		1.970 1.935			3020	3025	3030	3035	3040							
35	-0.039	39 +0.025	39 +0.085 +0.045	35.155 35.060	0.194 0.060				3520	3525	3530	3535	3540							
40	-0.039	44 +0.025	44 +0.085 +0.045	40.155 40.060					4020	4025	4030	4035	4040	4045	4050					
45	-0.039	50 +0.025	50 +0.085 +0.045	45.195 45.080	0.234 0.080				4520	4525	4530	4535	4540	4545	4550					
50	-0.039	55 +0.030	55 +0.100 +0.055	50.200 50.080	0.239 0.080	2.460 2.415					5030	5035	5040	5045	5050	5060				
55	-0.046	60 +0.030	60 +0.100 +0.055	55.200 55.080	0.246 0.080						5530	5535	5540	5545	5550	5560				
60	-0.046	65 +0.030	65 +0.100 +0.055	60.200 60.080							6030	6035	6040	6045	6050	6060				



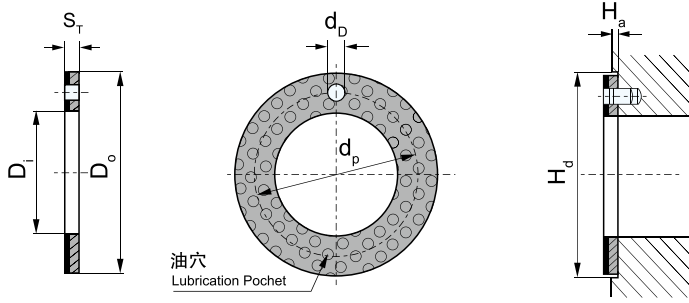
SF-20 轴承规格及公差

SF-20 Sleeve Bushing Specification & Tolerance

轴径 Shaft D _s h8	座孔 Housing H7 D _H	(OD) 外径公差 Tolerance D _O		(ID)压装后 内孔公差 After fixed D _{i,a}		配合间隙 Clearance D _O	壁厚 Wall thick-ness S ₃	油孔 Oil hole d _L	长度 L ⁰ _{-0.40}										
		70	+0.030	70	+0.100 +0.055				65.200 65.080	0.246 0.080	2.460 2.415	8	40	50	60	80	90	95	100
65	-0.046	70	+0.030	70	+0.100 +0.055	65.200 65.080				6540	6550	6560							
70	-0.046	75	+0.030	75	+0.100 +0.055	70.200 70.080	0.246 0.080	2.460 2.415	8	7040	7050	7060	7080						
75	-0.046	80	+0.030	80	+0.100 +0.055	75.200 75.080				7540	7550	7560	7580						
80	-0.046	85	+0.035	85	+0.120 +0.070	80.265 80.100	0.313 0.100			8040	8050	8060	8080						
85	-0.054	90	+0.035	90	+0.120 +0.070	85.265 85.100				8540	8550	8560	8580						
90	-0.054	95	+0.035	95	+0.120 +0.070	90.265 90.100				9040	9050	9060	9080	9090					
100	-0.054	105	+0.035	105	+0.120 +0.070	100.265 100.100	0.321 0.100				10050	10060	10080	10090	10095				
105	-0.054	110	+0.035	110	+0.120 +0.070	105.265 105.100					10550	10560	10580	10590	10595	105100	105110		
110	-0.054	115	+0.035	115	+0.120 +0.070	110.265 110.110			9.5		11050	11060	11080	11090	11095	110100	110110		
120	-0.054	125	+0.040	125	+0.170 +0.100	120.270 120.110					12050	12060	12080	12090	12095	120100	120110		
125	-0.063	130	+0.040	130	+0.170 +0.100	125.270 125.110					12550	12560	12580	12590	12595	125100	125110		
130	-0.063	135	+0.040	135	+0.170 +0.100	130.270 130.110					13050	13060	13080	13090	13095	130100	130110		
140	-0.063	145	+0.040	145	+0.170 +0.100	140.270 140.110	0.324 0.100				14050	14060	14080	14090	14095	140100	140110		
150	-0.063	155	+0.040	155	+0.170 +0.100	150.270 150.110			2.450 2.385		15050	15060	15080	15090	15095	150100	150110		
160	-0.063	165	+0.040	165	+0.170 +0.100	160.270 160.110					16050	16060	16080	16090	16095	160100	160110		
170	-0.063	175	+0.040	175	+0.170 +0.100	170.270 170.110					17050	17060	17080	17090	17095	170100	170110		
180	-0.063	185	+0.046	185	+0.210 +0.130	180.276 180.110			9.5		18050	18060	18080	18090	18095	180100	180110		
190	-0.072	195	+0.046	195	+0.210 +0.130	190.276 190.110					19050	19060	19080	19090	19095	190100	190110	190120	
200	-0.072	205	+0.046	205	+0.210 +0.130	200.276 200.110	0.339 0.110				20050	20060	20080	20090	20095	200100	200110	200120	
220	-0.072	225	+0.046	225	+0.210 +0.130	220.276 220.110					22050	22060	22080	22090	22095	220100	220110	220120	
240	-0.072	245	+0.046	245	+0.210 +0.130	240.276 240.110					24050	24060	24080	24090	24095	240100	240110	240120	
250	-0.072	255	+0.052	255	+0.260 +0.170	250.282 250.110			9.5		25050	25060	25080	25090	25095	250100	250110	250120	
260	-0.081	265	+0.052	265	+0.260 +0.170	260.282 260.110					26050	26060	26080	26090	26095	260100	260110	260120	
280	-0.081	285	+0.052	285	+0.260 +0.170	280.282 280.110	0.354 0.110				28050	28060	28080	28090	28095	280100	280110	280120	
300	-0.081	305	+0.052	305	+0.260 +0.170	300.282 300.110					30050	30060	30080	30090	30095	300100	300110	300120	



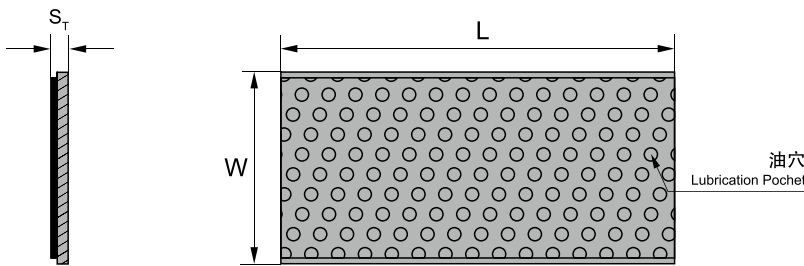
SF-2WC 垫片规格及公差 SF-2WC Thrust Washer Specification & Tolerance



单位Unit: mm

轴径 Shaft D _s	型号规格 Standard No.	垫片尺寸 Washer size				安装尺寸 Assemble size			
		D _i +0.25	D _o -0.25	S _T -0.05	d _p ± 0.125	d _b	H _a ± 0.2	H _d +0.12	
8	W10	10	20		15			20	
10	W12	12	24		18	1.5		24	
12	W14	14	26		20			26	
14	W16	16	30		23		2	30	
16	W18	18	32		25			32	
18	W20	20	36		28			36	
20	W22	22	38	1.5	30		3	38	
22	W24	24	42		33			42	
24	W26	26	44		35			44	
26	W28	28	48		38			48	
30	W32	32	54		43			54	
36	W38	38	62		50			62	
40	W42	42	66		54		4	66	
46	W48	48	74		61			74	
50	W52	52	78	2	65		1.5	78	
60	W62	62	90		76			90	

SF-2SP 板材标准公制尺寸 SF-2SP Strip Standard Metric Size



单位Unit: mm

型号规格 Standard No.	长度 L ± 1	宽度 W ± 1	厚壁 Wall thickness S _s -0.05
P	500	150	1.0
P	500	150	1.5
P	500	150	2.0
P	500	150	2.5